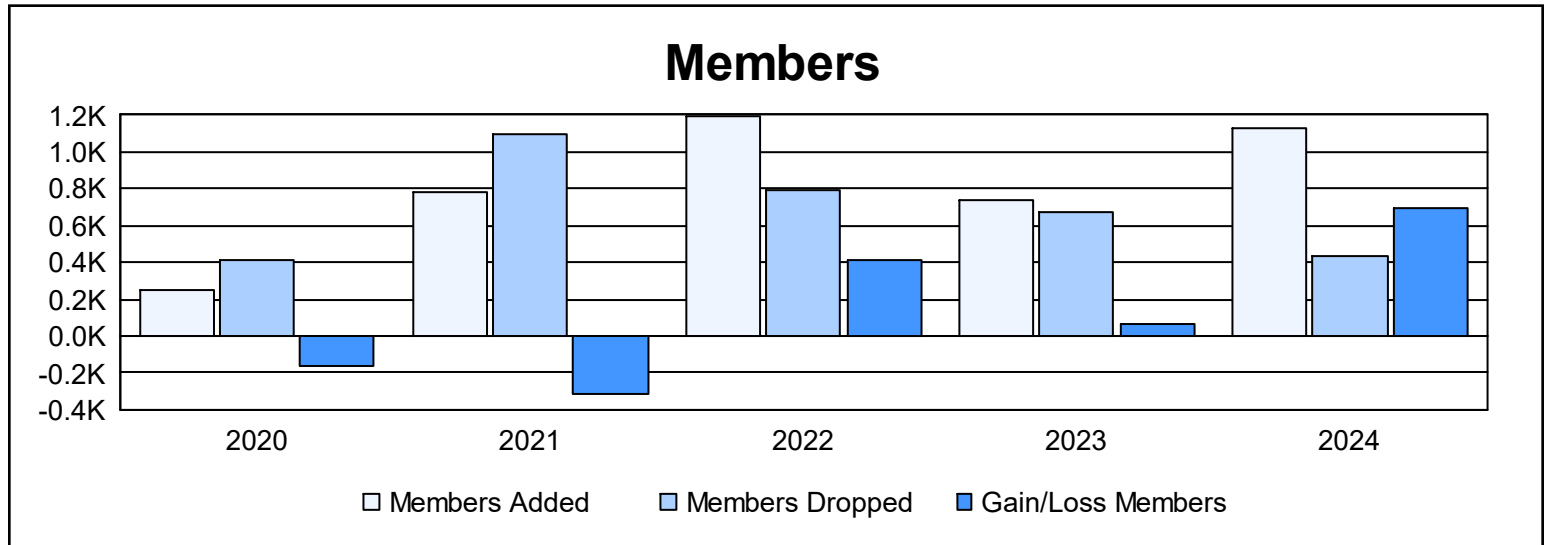
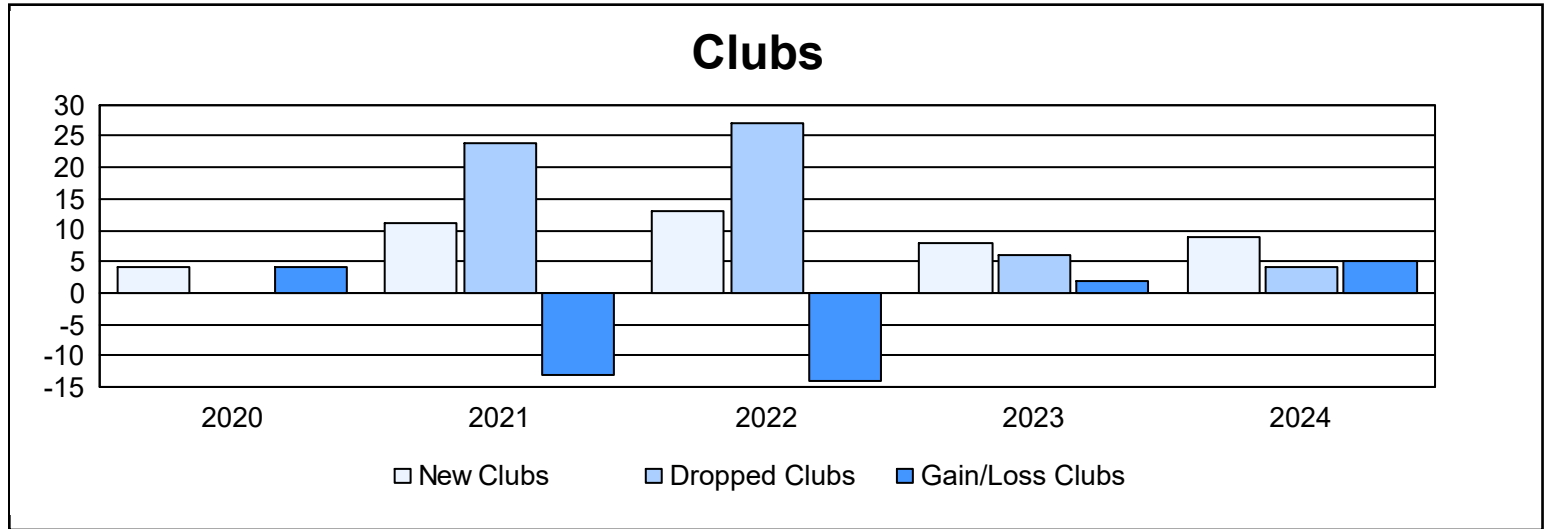
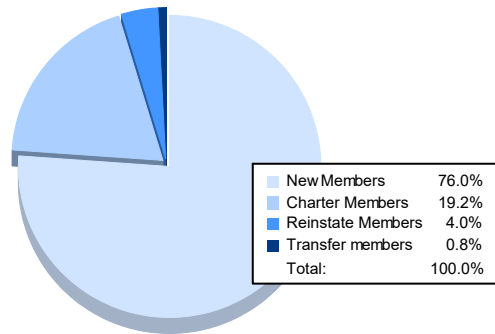


Year	New Clubs	Dropped Clubs	Gain/ Loss Clubs	New Members	Charter Members	Reinstate Members	Transfer Members	Total Member Added	Total Members Dropped	Gain/ Loss Members
2019-2020	4	0	4	126	105	9	10	250	414	-164
2020-2021	11	24	-13	160	604	17	3	784	1,094	-310
2021-2022	13	27	-14	792	378	13	16	1,199	790	409
2022-2023	8	6	2	304	342	19	68	733	669	64
2023-2024	9	4	5	857	217	45	9	1,128	432	696
<b>Average</b>	<b>9</b>	<b>12</b>	<b>-3</b>	<b>448</b>	<b>329</b>	<b>21</b>	<b>21</b>	<b>819</b>	<b>680</b>	<b>139</b>



### Membership Composition June 2024 Cumulative



### Gender Composition June 2024 Cumulative

